



# Structured company data that powers meaningful insight

With billions of data points, our award-winning technology instantly provides and filters uniquely accessible insight and analysis across sectors, companies, geographies and individuals.

Eliminate hundreds of hours of manual research to enhance operations, identify opportunities and increase market knowledge.



## **The complete unlisted market**

9.5bn+ data points cover 7m+ UK companies to create a single source of unified information.

## **Unrivalled target identification**

350+ variables enable highly refined searches/results.

## **Industry insight**

Cutting edge insight and analysis on every UK sector, industry and geography on a macro and micro level – all in real time.

## **Living networks**

Visualise real-time corporate group structures, director and shareholder networks to gain an instant understanding of key relationships.

## **Interactive data records**

Visualise historical financials, track growth and view projections.

## **In-depth investor analysis**

Amalgamated PE, VC, corporate and individual investments tracking position by value, ownership % and more.

## **Gender tracking**

Machine learning algorithms track gender diversity across all UK boards and shareholders.

## **Accessibility & unlimited users**

Access all information using mnAI's integrated API, or take advantage of our CSV and PDF export functionality.

# Powered by mnAI



Private Equity, Corporate  
Finance & Investors



Professional  
Services



Banks & Financial  
Services



National & Local  
Government



Education  
& Research



Sales, Marketing  
& New Business

# Our Data

---

9.5bn

## Data Points

mnAI is the most comprehensive data source for UK company information. With 100m+ data points added every week, we ensure you're always up to date.

220m

## Statutory Records

From annual accounts to shareholder details, all UK company statutory records have been amalgamated, digitalised and visualised.

20m

## People

mnAI autonomously tracks Directors, Shareholders, Officers and PSC profiles in real time and by Gender, creating rich insight with mapped connections.

7.5m

## Companies

From contact details to the latest news and industry changes, we ensure your initial search process is concluded in minutes not months.

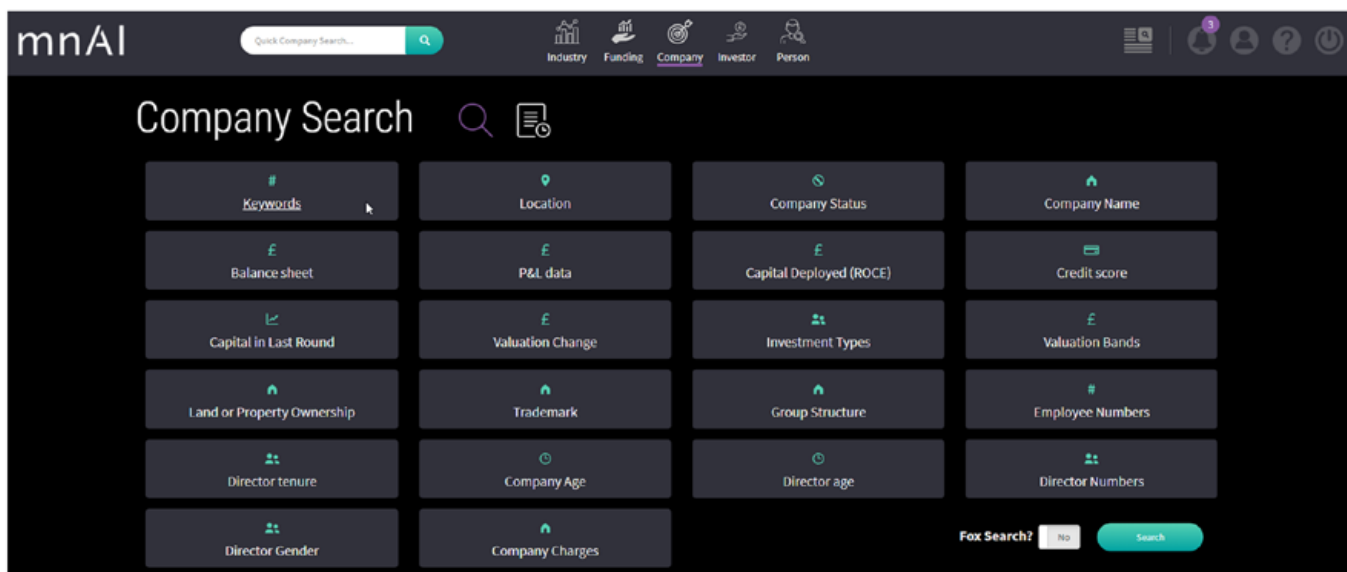
---

# Your Toolbox

We believe in a world where technology empowers. mnAI reduces the time it takes to research companies, industries and sectors from months to minutes.

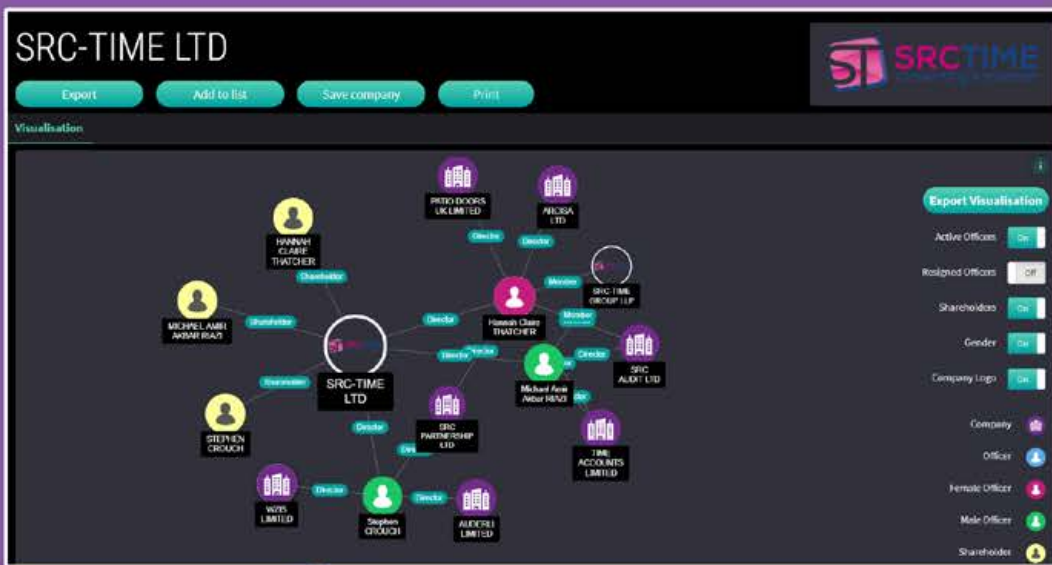
## Advanced searching

With 350+ variables, users can eliminate hundreds of hours of manual research by using mnAI's cutting edge technology combined with big data to generate meaningful insight.



# Enhanced Due-Diligence

From government backed loans to financial crime, our data and technology is helping to power the next generation of KYC and AML checks. With unique insight generated using a combination of unseen financial metrics, debt, advanced officer networks and sector specific analysis; our technology helps you re-assess your risk.



### Stephen CROUCH

Export Add to list Print Add to Contacts

Nationality: British Date of Birth: Aug 1962

**ADDRESS**  
 Last Known Address  
 Stanford Gate, South Road, Brighton, East Sussex, United Kingdom, BN1 6SB

**GOVERNANCE**  
 Directorships  
 15 active directorships:  
 ACT LEGAL LTD (04449603)  
 WDS LIMITED (12309252)  
 COHESION SERVICES LIMITED (11122897)  
 AUREBIL LIMITED (11815973)  
 SRC TIME GROUP LLP (00020531)  
 PROBATE RS LIMITED (07117708)  
 SRC TIME LTD (10220553)  
 SRC CORPORATE FINANCE LTD (09918810)  
 SRC TAXATION LTD (09318797)  
 SRC ACCURIMENTS LTD (09912416)  
 SRC AUDIT LTD (09913109)  
 SRC PAVROLL LTD (09913513)  
 UNITED ENDEAVOUR LTD (09064410)  
 WICKED FIGURES LIMITED (04570994)  
 SRC PARTNERSHIP LTD (02200943)

# Proactive identification

mnAI Quick Company Search...

Industry Funding Company Investor Person

## Live Search Results for "Technology Search 1" - 09/11/2020

Close X

**Message Summary**

Subject: Live Search Results for "Technology Search 1" - 09/11/2020  
 Date: 09/11/2020 07:56  
 Message Type: Fox Search Results

Company Number	Company Name	Date Incorporated	Directors	Cash at Bank	Net Assets
10644298	SAMON TECHNOLOGY LTD	28/02/2017	1	£987	£5,946
10710423	WEDGE TECHNOLOGY LTD	05/04/2017	1	£0	£0
10861770	MULBERRY TECHNOLOGY LIMITED	12/07/2017	2	£54,786	£45,928
11571890	MAGAN TECHNOLOGY LTD	17/09/2018	1	£38,142	£10,175
11733083	DK TECHNOLOGY LTD	18/12/2018	1	£0	£22,893
08628157	GRDJ TECHNOLOGY LTD	29/07/2013	1	£30,421	£-23,645
09140008	DMP TECHNOLOGY LIMITED	21/07/2014	1	£0	£30,257
10624204	BIZCAST TECHNOLOGY LTD	16/02/2017	1	£0	£0
11476607	ELYSAN TECHNOLOGY LTD	22/07/2018	1	£42,065	£26,790
11477919	LUNAR TECHNOLOGY LTD	23/07/2018	1	£0	£0

Our proactive identification technology (FOX) enables users to submit specific criteria and then receive automated weekly results informing them of relevant new opportunities and ones that may have been previously missed.

mnAI Quick Company Search...

Industry Funding Company Investor Person

Show 10 entries Filter Results Column visibility

Company Name	Logo	Company Number	Matches	Incorporated	Active Directors	Active Shareholders	Net Assets	Like
YOURKEYS TECHNOLOGY LIMITED		10570587	75%	18/01/2017	7	76	£261,549	👍
POWERTRAIN TECHNOLOGY LIMITED		03696111	50%	15/01/1999	3	19	£359,629	👍
MARSHMALLOW TECHNOLOGY LTD		10472108	75%	10/11/2016	4	13	£-1,744,125	👍
QLM TECHNOLOGY LTD		10673098	75%	15/03/2017	5	11	£57,365	👍
DPX TECHNOLOGY LIMITED		04715569	50%	28/03/2003	4	3	£2,480,503	👍
TRELIGAN TECHNOLOGY LIMITED		10743257	75%	27/04/2017	1	2	£-19,760	👍
DLD TECHNOLOGY LIMITED		06032513	50%	17/04/2012	1	2	£1,160	👍
JAYEX TECHNOLOGY LIMITED		05569302	50%	20/09/2005	3	2	£1,065,519	👍
CMED TECHNOLOGY LIMITED		03869835	75%	02/11/1999	3	1	£-6,215,000	👍
T-LINE TECHNOLOGY LIMITED		11064776	75%	15/11/2017	1	1	£10,013	👍



# Alerts and monitoring

Monitor companies or directors in real-time with our easy to use alerts feature.

mnAI

## New changes to your **watchlist**.

Hi Aaron. The table below summarises the changes to your watched companies. Access the full data via the link on each record.

12 companies you are watching have been updated.

Company Number	Company Name	Date Incorporated	Changes	
00084121	ASSOCIATED NEWSPAPERS LIMITED	01/04/1905	Confirmation Statement	<a href="#">View</a>
01274989	J. TABERNER PLANT HIRE LIMITED	26/08/1976	Accounts	<a href="#">View</a>
03773001	FRENCH PLANT HIRE LIMITED	19/05/1999	Accounts	<a href="#">View</a>
04635826	GEORGE ATKINS PLANT HIRE LIMITED	14/01/2003	Confirmation Statement	<a href="#">View</a>
04648479	ANDREW BAIN PLANT HIRE LIMITED	27/01/2003	Confirmation Statement	<a href="#">View</a>
04649657	C.S.L (PLANT HIRE) LIMITED	28/01/2003	Confirmation Statement	<a href="#">View</a>
05440634	R & B PLANT HIRE LIMITED	29/04/2005	Accounts	<a href="#">View</a>
05938804	TM PLANT HIRE (UK) LIMITED	18/09/2006	Gazette	<a href="#">View</a>
06053093	PORTSMOUTH PLANT HIRE LIMITED	15/01/2007	Confirmation Statement	<a href="#">View</a>
06544073	H MCGOVERN & SON PLANT HIRE LIMITED	26/03/2008	Officer, Persons with Significant Control	<a href="#">View</a>

mnAI

Industry    Funding    Company    Director    Person

Year Incorporated  
1875    2023

Active Directors  
1    10

Debt Score  
1    100

Female (Board Size)  
1.0%    100.0%

- IC Category
- Accounting and financial services
  - Accommodation and travel services
  - Activities of households as employers
  - Activities of households as employers
  - Administrative and support services activities
  - Activities, leasing and renting
  - AK, administrative and support
  - Construction
  - Education
  - Electricity, gas, steam and air conditioning supply

Total Companies

29,155

Avg Company Age (y)

9.6

Companies with >3 External Shareholders

395

Total Net Assets

£37.2bn

Incorporated in Last 12 Months

2,918

Administrations in Last 12 Months

2,217

Male v Female Officers



Avg Director Age (y)

54.7

1.6

Avg Net Assets / Cash at Bank by Year



Companies by Category



Companies by Location



# mnAI's modules

mnAI

© 2021 mnAI Inc. All rights reserved. Company. 2021



# Company

Included as default in every license, our company search engine has 350+ variables allowing you to instantly identify UK companies through their keywords, industry, financial performance, location, group structure, directors, gender and more.

The screenshot shows the 'Company Search' interface in the mnAI application. The top navigation bar includes the mnAI logo, a search bar, and icons for Industry, Funding, Company, Investor, and Person. The main area is titled 'Company Search' and features a grid of filter categories:

- Keywords
- Location
- Company Status
- Company Name
- Balance sheet
- P&L data
- Capital Deployed (ROCE)
- Credit score
- Capital in Last Round
- Valuation Change
- Investment Types
- Valuation Bands
- Land or Property Ownership
- Trademark
- Group Structure
- Employee Numbers
- Director tenure
- Company Age
- Director age
- Director Numbers
- Director Gender
- Company Charges

At the bottom right, there is a 'Fox Search?' toggle set to 'No' and a 'Search' button.

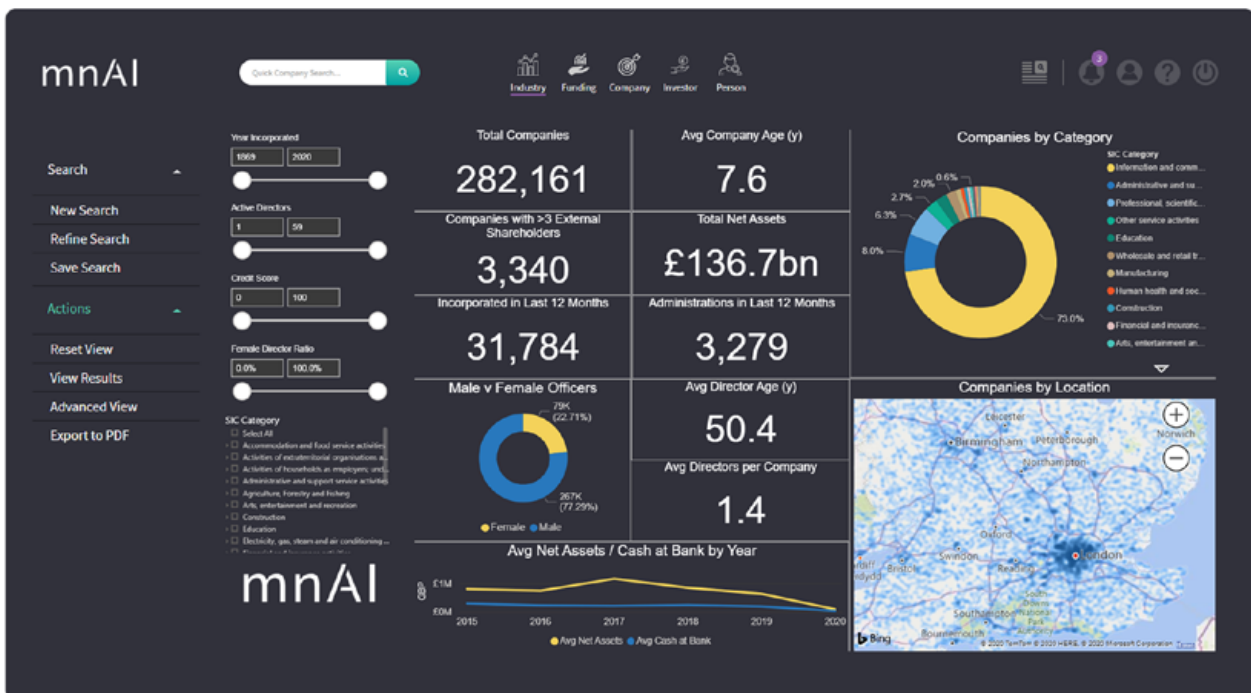
The screenshot shows the search results table in the mnAI application. The table has the following columns: Company Name, Logo, Company Number, Incorporated, Active Directors, Active Shareholders, and Net Assets. The results are as follows:

Company Name	Logo	Company Number	Incorporated	Active Directors	Active Shareholders	Net Assets
ACCURX LIMITED		10184077	17/05/2016	3	23	£8,644,190
CONNECTED ENERGY TECHNOLOGIES LTD		SC572953	07/08/2017	4	26	£456,605
CYTECOM LTD		11263781	20/03/2018	2	6	£89,382
EXSEED HEALTH LIMITED		11002717	09/10/2017	5	31	£349,114
FLUORETIQ LIMITED		10647632	02/03/2017	3	23	£516,621
INTRINSIC SEMICONDUCTOR TECHNOLOGIES LIMITED		11102458	07/12/2017	5	5	£100
MOJIWORKS LIMITED		10324569	11/08/2016	3	8	£248,052
MYNURVA LIMITED		11021840	19/10/2017	2	5	£212,747
NPLAN LIMITED		11043516	02/11/2017	4	14	£14,069,730



# Industry

Instantly generate in-depth, real-time market analysis using our Insight technology across sectors, industries or geographies. With amalgamated financials, growth rates, heat-maps and gender; build and control the data in a way that makes sense to you. Explore interactive charts and maps, discovering insight on industries, sectors, regions and much more.





# Funding

mnAI provides unique insight into the investment ecosystem. From identification of companies that have raised capital through to those that may need more; investors who are most active in the space and valuation changes over time, region and gender.





# Investor

Track investments, prices and returns. Examine structures, discover director responsibilities and identify key funds or investors.

mnAI Quick Company Search...

Industry Funding Company Investor Person

## Investor Insight

Complete

Step 1 - Industry Step 2 - Geography Step 3 - Additional Variables

Enter any of the parameters below to further refine your search.

Institutional Investors	Company Investors	Individual Investors	Investment Types
Preference Shares	Balance sheet	P&L data	Land or Property Ownership
Trademark	Group Structure	Company Age	Director age
Director Gender	Company Charges		

Previous Search

URI	Investor	Investor Type	Company Name	Last Change	Shares	Equity %
<a href="#">Oxygen House Group</a>	Oxygen House Group	Venture Capital	CITY SCIENCE CORPORATION LIMITED	29/09/2018	175,035,000 ↑	92.1% ↑
<a href="#">Proven Vct</a>	Proven Vct	Venture Capital	IRIDIUM TOPCO LIMITED	03/07/2019	122,628,006 ↑	13.6% ↑
<a href="#">CORSAIR LINDA II (UK) LIMITED</a>	CORSAIR LINDA II (UK) LIMITED	Company	CORSAIR LINDA III (UK) LIMITED	19/11/2018	101,022,999 ↑	100.0% ↑
<a href="#">Downing Lip</a>	Downing Lip	Venture Capital	EXCLUSIVE EVENTS VENUES LIMITED	15/02/2020	100,000,000 ↑	15.2% ↑
<a href="#">BP Ventures</a>	BP Ventures	Venture Capital	BP SCALE UP FACTORY LIMITED	26/11/2019	53,000,000 ↑	100.0% →
<a href="#">Eight Roads Ventures</a>	Eight Roads Ventures	Venture Capital	DOCTORLINK LIMITED	18/08/2019	37,610,000 ↑	100.0% ↓
<a href="#">Connect Ventures</a>	Connect Ventures	Venture Capital	FIIT LIMITED	05/04/2018	29,610,426 ↑	17.2% ↑
<a href="#">Passion Capital</a>	Passion Capital	Venture Capital	UK VEHICLE LTD	05/07/2017	28,591,850 ↑	100.0% ↑
<a href="#">Cibus Fund</a>	Cibus Fund	Venture Capital	CIBUS BINGHAM LIMITED	29/05/2018	28,591,850 ↑	100.0% ↑
<a href="#">Luminous Ventures</a>	Luminous Ventures	Venture Capital	OPTELLUM LTD	27/10/2020	28,591,850 ↑	100.0% ↑
<a href="#">Rooks Nest Ventures</a>	Rooks Nest Ventures	Venture Capital	FIIT LIMITED	05/04/2018	28,591,850 ↑	100.0% ↑
<a href="#">First Minute Capital</a>	First Minute Capital	Venture Capital	RISK LEDGER LTD.	21/08/2018	28,591,850 ↑	100.0% ↑
<a href="#">Inmotion Ventures</a>	Inmotion Ventures	Venture Capital	SYNAPTIV LIMITED	21/08/2018	28,591,850 ↑	100.0% ↑
<a href="#">IQ Capital</a>	IQ Capital	Venture Capital	OPTELLUM LTD	21/08/2018	28,591,850 ↑	100.0% ↑
<a href="#">Bethnal Green Ventures</a>	Bethnal Green Ventures	Venture Capital	LOCATION GAMES LIMITED	21/08/2018	28,591,850 ↑	100.0% ↑
<a href="#">Cibus Fund</a>	Cibus Fund	Venture Capital	JERRY'S BERRIES LIMITED	21/08/2018	28,591,850 ↑	100.0% ↑
<a href="#">Downing Lip</a>	Downing Lip	Venture Capital	DOWNING STRATEGIC MICRO-CAP INVESTMENT TRUST PLC	21/08/2018	28,591,850 ↑	100.0% ↑
<a href="#">Worth Capital</a>	Worth Capital	Venture Capital	NET4 HOLDINGS LIMITED	21/08/2018	28,591,850 ↑	100.0% ↑
<a href="#">Episode 1</a>	Episode 1	Venture Capital	RISK LEDGER LTD.	21/08/2018	28,591,850 ↑	100.0% ↑
<a href="#">Seedcamp</a>	Seedcamp	Venture Capital	RISK LEDGER LTD.	21/08/2018	28,591,850 ↑	100.0% ↑
<a href="#">Grosvenor Hill Ventures</a>	Grosvenor Hill Ventures	Venture Capital	VUCITY LIMITED	21/08/2018	28,591,850 ↑	100.0% ↑
<a href="#">Felix Capital</a>	Felix Capital	Venture Capital	URBAN MASSAGE HOLDING LIMITED	21/08/2018	28,591,850 ↑	100.0% ↑
<a href="#">Bethnal Green Ventures</a>	Bethnal Green Ventures	Venture Capital	ALICE SI LTD	21/08/2018	28,591,850 ↑	100.0% ↑

## OPTELLUM LTD

Export Add to list Save company Print

Company Number: 09466477 Date Incorporated: 28/10/2015

### ADDRESS

Registered Address  
Oxford Centre For Innovation, New Road, Oxford, England, OX1 1BY

Map Satellite



# Person

Our person search facility has 285+ variables, allowing you to find and research individuals who meet your exact criteria quickly and easily.

### Person Search

Search filters:

- Keywords
- Company Age
- Location
- Person Name
- Director Age
- Multiple Directorships
- External Capital
- Balance sheet
- P&L data
- Shareholder?
- Gender

Search

Our machine learning technology maps all known co-officer appointments and shareholdings, visualising networks to provide powerful insight into individual backgrounds, activity and performance.

Show 10 entries

Officer Name	Date of Birth	Age	Gender	Nationality	Active Directorships	Active Shareholdings
James Jonathan HUGHES	Nov 1998	22	Male		22	20
Jacob Reuben FELDMAN	Mar 1994	27	Male		23	18
Lauren Anna LIVERAS	Aug 1991	29	Unisex		17	8
Ritzy Alexander BOVENSIEPEN	Jan 1995	26	Male			5
Robert William LAWEE	Mar 1993	28	Male			
Can YAVUZARSILAN	Nov 1992	28	Unisex			
Pal SINGH	Jan 1996	25	Male			
Ryan NISBET	Jul 1991	29	Unisex			
John Giacomo BREWITT	Jun 1994	26	Male			
Mohammed Abulkalam AZAD	Nov 1994	26	Unisex			

Showing 1 to 10 of 8,248 records

### Robert William LAWEE

Export Add to list Print Add to watchlist

Nationality  
British

ADDRESS

Last Known Address  
Midax, 198 West End Lane, London, NW6 1SG

Map Satellite

[www.mnai.tech](http://www.mnai.tech)  
[@thisismnai](https://twitter.com/thisismnai)

mnAI